





■ Series D001 D011 2838 4001 • TiAlN • VariMill GP

Material Group																					
	Side Milling (A) and Slotting (B)			TiAlN			Recommended feed per tooth (fz = mm/th) for side milling (A). For slotting (B), reduce fz by 20%.														
	A		B	Cutting Speed – vc m/min			D1 – Diameter														
	ap	ae	ap	min	max	mm	1,0	2,0	3,0	4,0	5,0	6,0	8,0	10,0	12,0	14,0	16,0	18,0	20,0		
P	0	Ap1 max	0,1 x D	0,5 x D	150	–	200	fz	0,007	0,014	0,021	0,028	0,036	0,044	0,060	0,072	0,083	0,092	0,101	0,108	0,114
	1	Ap1 max	0,1 x D	0,5 x D	150	–	200	fz	0,007	0,014	0,021	0,028	0,036	0,044	0,060	0,072	0,083	0,092	0,101	0,108	0,114
	2	Ap1 max	0,1 x D	0,5 x D	140	–	190	fz	0,007	0,014	0,021	0,028	0,036	0,044	0,060	0,072	0,083	0,092	0,101	0,108	0,114
	3	Ap1 max	0,1 x D	0,5 x D	120	–	160	fz	0,006	0,011	0,017	0,023	0,030	0,036	0,050	0,061	0,070	0,079	0,087	0,095	0,101
	4	Ap1 max	0,1 x D	0,5 x D	90	–	150	fz	0,005	0,010	0,016	0,021	0,027	0,033	0,045	0,054	0,062	0,070	0,077	0,083	0,088
M	1	Ap1 max	0,1 x D	0,5 x D	90	–	115	fz	0,006	0,011	0,017	0,023	0,030	0,036	0,050	0,061	0,070	0,079	0,087	0,095	0,101
	2	Ap1 max	0,1 x D	0,5 x D	60	–	80	fz	0,005	0,009	0,014	0,019	0,024	0,029	0,040	0,048	0,056	0,063	0,070	0,076	0,081
K	1	Ap1 max	0,1 x D	0,5 x D	120	–	150	fz	0,007	0,014	0,021	0,028	0,036	0,044	0,060	0,072	0,083	0,092	0,101	0,108	0,114
	2	Ap1 max	0,1 x D	0,5 x D	110	–	140	fz	0,006	0,011	0,017	0,023	0,030	0,036	0,050	0,061	0,070	0,079	0,087	0,095	0,101

NOTE: Lower value of cutting speed is used for high stock removal applications or for higher hardness (machinability) within group.  
Higher value of cutting speed is used for finishing applications or for lower hardness (machinability) within group.  
Above parameters are based on ideal conditions. For smaller taper machining centres, please adjust parameters accordingly on >12mm diameters.

■ Series D001 D011 2838 4001 • Uncoated • VariMill GP

Material Group																					
	Side Milling (A) and Slotting (B)			uncoated			Recommended feed per tooth (fz = mm/th) for side milling (A). For slotting (B), reduce fz by 20%.														
	A		B	Cutting Speed – vc m/min			D1 – Diameter														
	ap	ae	ap	min	max	mm	1,0	2,0	3,0	4,0	6,0	8,0	10,0	12,0	16,0	20,0					
P	0	Ap1 max	0,1 x D	0,5 x D	120	–	160	fz	0,007	0,014	0,021	0,028	0,044	0,060	0,072	0,083	0,101	0,114			
	1	Ap1 max	0,1 x D	0,5 x D	120	–	160	fz	0,007	0,014	0,021	0,028	0,044	0,060	0,072	0,083	0,101	0,114			
	2	Ap1 max	0,1 x D	0,5 x D	112	–	152	fz	0,007	0,014	0,021	0,028	0,044	0,060	0,072	0,083	0,101	0,114			

NOTE: Lower value of cutting speed is used for high stock removal applications or for higher hardness (machinability) within group.  
Higher value of cutting speed is used for finishing applications or for lower hardness (machinability) within group.  
Above parameters are based on ideal conditions. For smaller taper machining centres, please adjust parameters accordingly on >12mm diameters.