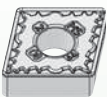
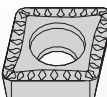

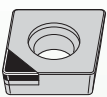
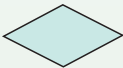





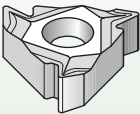
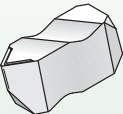
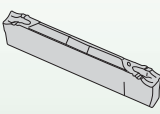
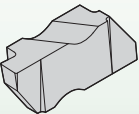
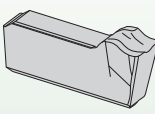



■ ISO Turning Inserts


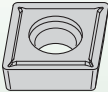
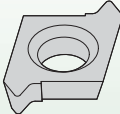
Step 1 • Select Insert Style

						
			Carbide Inserts, Negative	Carbide Inserts, Positive	Ceramic Inserts	PcBN/PCD Inserts
C	Rhomboid 80°		B35-B45	B30-B34 B45-B46	B179-B181	B197-B203
D	Rhomboid 55°		B51-B63	B47-B50 B63-B64	B182-B183	B206-B210
R	Round		B67	B65-B66	B184-B186	B210
S	Square 90°		B70-B77	B68-B70 B78-B80	B187-B192	B210-B212
T	Triangular 60°		B83-B91	B91-B93	B193-B195	B212-B215
V	Rhomboid 35°		B95-B99	B94-B95	B196	B216-B218
W	Trigon 80° with enlarged corner angles		B99-B105	B105	B196	B218

■ Threading, Grooving, and Cut-Off

						
	LT	TopThread™	WMT™	TopGroove™	Separator™	ProGroove™
inserts	F42-F68	F8-F22	E12-E26	E48-E72	E112-E121	E94-E101
toolholders	F69-F77	F23-F35	E28-E39	E73-E79	E122-E128	E102-E104

■ WIDIA™ Turning Solutions

			
	Inserts to Machine Aluminium	VariTurn™	Tools for Small Hole Boring
inserts	B150-B157	B106-B149	D2-D91