

Face Mills

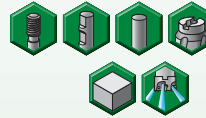



Victory™ M1200 Mini HF 15°

Max depth of cut: 1,7mm

Lead angle: 15°
Indexes per insert: 12
Diameter: 25–80mm

Pages: H5–H11





Victory™ M1200 Mini 45°

Max depth of cut: 3,5mm

Lead angle: 45°
Indexes per insert: 12
Diameter: 25–120mm

Pages: H12–H19

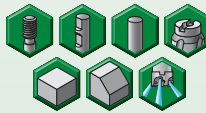



Victory™ M1200 Mini HD 59°

Max depth of cut: 4,7mm

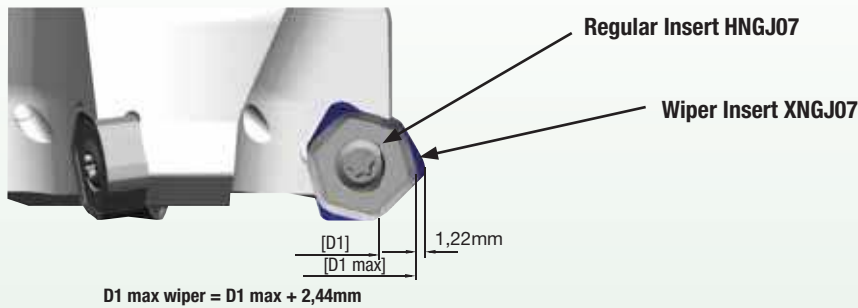
Lead angle: 59°
Indexes per insert: 12
Diameter: 40–125mm

Pages: H20–H23



■ **Easy-to-use wiper insert setup to achieve excellent surface floor finish**

Wiper insert overlapping vs. regular insert



- Wiper inserts only applied with 45° lead angle cutter bodies.
- Easy to use. Regular and wiper inserts are loaded into fixed pockets. No adjustment required.
- Please have D1 max wiper in mind in case of limited working area.
- Use wiper inserts only in combination with periphery ground regular inserts HNGJ07.
- Up to cutting diameter D1=100mm load one wiper insert.
- For cutting diameter D1=125mm and above load two wiper inserts.
- Each wiper insert XNGJ07 can be applied with three right hand R and three left hand L cutting edges.

