

Face Mills




Victory™ M1200 HF 14.5°

Max depth of cut: 2,2mm

Lead angle: 14.5°
Indexes per insert: 12
Diameter: 50–160mm

Pages: H26–H29




Victory™ M1200 45°

Max depth of cut: 4,5mm

Lead angle: 45°
Indexes per insert: 12
Diameter: 40–315mm

Pages: H30–H37



Victory™ M1200 HD 59°

Max depth of cut: 6mm

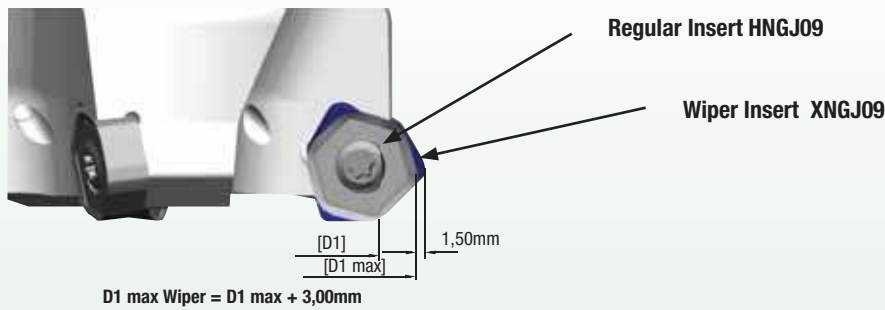
Lead angle: 59°
Indexes per insert: 12
Diameter: 50–160mm

Pages: H38–H41



Easy-to-use wiper insert setup to achieve excellent surface floor finish

Wiper insert overlapping vs. regular insert



- Wiper inserts only applied with 45° lead angle cutter bodies.
- Easy to use. Regular and wiper inserts are loaded into fixed pockets. No adjustment required.
- Please have D1 max wiper in mind in case of limited working area.
- Use wiper inserts only in combination with periphery ground regular inserts HNGJ09.
- Up to cutting diameter D1=100mm load one wiper insert.
- For cutting diameter D1=125mm and above load two wiper inserts.
- Each wiper insert XNGJ09 can be applied with three right hand R and three left hand L cutting edges.

