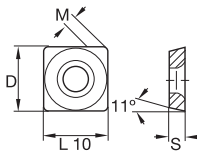
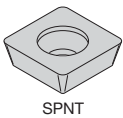


■ Insert Selection Guide for Insert Style SP12

Material Group	Light Machining		General Purpose		Heavy Machining	
	Geometry	Grade	Geometry	Grade	Geometry	Grade
P1-P2	...	TN7525	...	TN7525	...	TN7525
P3-P4	...	TN7525	...	TN7535	...	TN7535
P5-P6	...	TN7525	...	TN7535	...	TN7535
M1-M2	...	TN7525	...	TN7525	...	TN7525
M3	...	TN7535	...	TN7535	...	TN7535
K1-K2	...	WK15CM	...	WK15CM	...	WK15CM
K3	...	TN7535	...	WK15CM	...	WK15CM
N1-N2	-	-	-	-	-	-
N3	-	-	-	-	-	-
S1-S2	-	-	-	-	-	-
S3	-	-	-	-	-	-
S4	-	-	-	-	-	-
H1	-	-	-	-	-	-

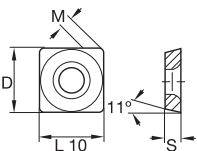
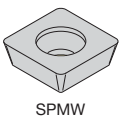


● first choice  
○ alternate choice

P	●	●
M	○	○
K	○	○
N		
S		
H		

■ SPNT

catalogue number	cutting edges	D	L10	M	S	hm		
SPNT120408	4	12,70	12,70	2,30	4,76	0,10	2029794	TN7525 TN7535



● first choice  
○ alternate choice

P		
M		
K	○	●
N	●	
S	○	
H		

■ SPMW

catalogue number	cutting edges	D	L10	M	S	hm		
SPMW120408	4	12,70	12,70	2,30	4,76	0,14	2014066	THM WK15CM